







Lausanne (SUI) 8 - 11 May 2008

RESULTS







Men's Juniors - Team Competition - All-Around And Qual. For Competition 3

FRI 9 MAY 2008 - 18:00

Rank	NOC							Total
1	GBR - Great Britain	44.075 (1)	<u>45.100</u> (1)	43.200 (2)	47.375 (1)	43.875 (1)	41.850 (3)	265.475
2	RUS - Russia	<u>42.850</u> (4)	43.700 (2)	43.100 (3)	46.800 (3)	43.800 (2)	43.050 (1)	263.300
3	GER - Germany	<u>42.025</u> (7)	42.975 (3)	41.225 (9)	46.400 (6)	43.625 (3)	42.225 (2)	258.475
4	SUI - Switzerland	43.075 (3)	40.525 (6)	<u>41.775</u> (6)	45.850 (8)	42.625 (5)	41.425 (5)	255.275
5	UKR - Ukraine	41.525 (9)	<u>42.750</u> (4)	42.150 (5)	45.700 (10)	42.200 (6)	40.750 (8)	255.075
6	ESP - Spain	42.800 (5)	37.900 (15)	43.500 (1)	46.600 (4)	<u>41.600</u> (10)	40.575 (11)	252.975
7	GRE - Greece	43.725 (2)	38.500 (14)	42.200 (4)	<u>46.350</u> (7)	41.375 (11)	40.750 (8)	252.900
8	FRA - France	41.375 (10)	39.050 (10)	39.975 (14)	<u>46.875</u> (2)	42.800 (4)	40.875 (7)	250.950
9	BLR - Belarus	38.425 (18)	41.725 (5)	41.375 (8)	45.425 (12)	42.000 (8)	<u>41.475</u> (4)	250.425
10	ROU - Romania	41.850 (8)	38.725 (12)	<u>41.200</u> (10)	46.550 (5)	42.075 (7)	39.675 (15)	250.075
11	HUN - Hungary	39.250 (15)	40.150 (9)	40.800 (11)	44.350 (14)	<u>41.975</u> (9)	41.225 (6)	247.750
12	ITA - Italy	40.125 (12)	40.225 (8)	<u>40.700</u> (12)	45.025 (13)	41.350 (12)	40.025 (14)	247.450
13	POR - Portugal	39.875 (13)	40.250 (7)	41.550 (7)	42.725 (19)	40.625 (13)	<u>38.675</u> (18)	243.700
14	NED - Netherlands	<u>42.300</u> (6)	38.975 (11)	38.850 (17)	45.850 (8)	40.375 (14)	37.325 (23)	243.675
15	BEL - Belgium	38.625 (17)	38.525 (13)	40.575 (13)	<u>43.525</u> (17)	39.025 (19)	40.450 (12)	240.725
16	LTU - Lithuania	38.025 (23)	36.925 (16)	39.125 (15)	43.875 (16)	40.200 (16)	<u>40.750</u> (8)	238.900
17	AUT - Austria	39.600 (14)	<u>34.350</u> (23)	38.875 (16)	45.500 (11)	40.275 (15)	40.075 (13)	238.675
18	BUL - Bulgaria	39.100 (16)	<u>34.825</u> (22)	38.075 (19)	44.050 (15)	39.375 (18)	39.325 (16)	234.750
19	TUR - Turkey	38.225 (20)	36.800 (17)	36.325 (21)	42.450 (23)	39.650 (17)	<u>39.100</u> (17)	232.550
20	POL - Poland	38.325 (19)	35.075 (21)	38.500 (18)	<u>42.075</u> (24)	38.850 (20)	37.950 (19)	230.775
21	CRO - Croatia	40.450 (11)	36.150 (18)	36.425 (20)	42.700 (20)	<u>34.100</u> (28)	37.725 (20)	227.550
22	CZE - Czech Republic	37.200 (26)	35.250 (20)	<u>35.650</u> (22)	42.575 (21)	37.875 (22)	37.625 (21)	226.175
23	CYP - Cyprus	37.125 (27)	31.325 (28)	35.125 (23)	42.900 (18)	<u>38.125</u> (21)	37.525 (22)	222.125
24	FIN - Finland	38.075 (22)	<u>33.625</u> (25)	31.925 (27)	41.600 (26)	37.700 (23)	37.125 (24)	220.050
25	DEN - Denmark	38.225 (20)	31.475 (27)	33.325 (26)	42.575 (21)	<u>36.475</u> (25)	36.600 (25)	218.675
26	NOR - Norway	37.775 (24)	33.975 (24)	<u>33.400</u> (25)	41.725 (25)	35.975 (26)	34.700 (26)	217.550
27	SLO - Slovenia	<u>37.650</u> (25)	31.575 (26)	25.725 (28)	38.875 (28)	35.350 (27)	33.300 (27)	202.475
28	IRL - Ireland	26.700 (28)	35.825 (19)	33.700 (24)	41.275 (27)	36.825 (24)	<u>13.075</u> (28)	187.400

Note:
Underlined totals indicate starting apparatus.

Legend:
Q Qualified for Team Final

 Floor  Pommel Horse  Rings  Vault  Parallel Bars  Horizontal Bar