





Amsterdam (NED) April 29 - May 2, 2004

RESULTS

Women's Juniors - Team Competition And Qualifications For Competitions 2 And 3


THU 29 APR 2004 - 19:00

| Rank | NOC |  |  |  |  | Total |
|------|-----------------------------|---|---|--|---|----------------|
| 1 | RUS - Russia | <u>28.061</u> (1) | 26.449 (4) | 27.275 (1) | 25.774 (5) | 107.559 |
| 2 | ROM - Romania | <u>27.899</u> (2) | 24.824 (7) | 25.937 (2) | 27.724 (1) | 106.384 |
| 3 | ITA - Italy | 27.850 (3) | 26.649 (3) | <u>25.174</u> (3) | 26.299 (3) | 105.972 |
| 4 | GBR - Great Britain | 27.424 (4) | 27.024 (1) | 24.300 (6) | <u>26.324</u> (2) | 105.072 |
| 5 | FRA - France | 27.186 (6) | <u>25.599</u> (5) | 24.412 (5) | 26.087 (4) | 103.284 |
| 6 | NED - Netherlands | 27.337 (5) | 25.500 (6) | <u>24.749</u> (4) | 24.836 (8) | 102.422 |
| 7 | UKR - Ukraine | 26.012 (11) | <u>26.837</u> (2) | 23.636 (8) | 25.361 (6) | 101.846 |
| 8 | CRO - Croatia | <u>26.424</u> (9) | 24.799 (8) | 23.537 (9) | 24.911 (7) | 99.671 |
| 9 | GRE - Greece | 26.499 (8) | 23.724 (10) | 24.000 (7) | <u>24.587</u> (11) | 98.810 |
| 10 | GER - Germany | 26.586 (7) | 22.936 (11) | 23.450 (10) | <u>24.550</u> (12) | 97.522 |
| 11 | BLR - Belarus | 25.875 (15) | 22.874 (13) | <u>23.386</u> (11) | 24.762 (9) | 96.897 |
| 12 | ESP - Spain | 25.974 (12) | 22.174 (16) | <u>22.599</u> (14) | 24.649 (10) | 95.396 |
| 13 | CZE - Czech Republic | <u>25.911</u> (13) | 24.237 (9) | 22.511 (15) | 21.574 (27) | 94.233 |
| 14 | BEL - Belgium | <u>25.624</u> (16) | 22.887 (12) | 21.975 (18) | 22.637 (25) | 93.123 |
| 15 | POR - Portugal | 25.224 (21) | 22.450 (14) | <u>22.075</u> (17) | 22.750 (22) | 92.499 |
| 16 | SWE - Sweden | 25.024 (23) | 20.750 (20) | <u>23.274</u> (12) | 23.299 (15) | 92.347 |
| 17 | TUR - Turkey | <u>24.337</u> (26) | 21.737 (17) | 22.099 (16) | 23.250 (17) | 91.423 |
| 18 | HUN - Hungary | 26.262 (10) | 20.174 (22) | <u>21.674</u> (22) | 23.275 (16) | 91.385 |
| 19 | LAT - Latvia | 25.574 (18) | <u>21.074</u> (19) | 21.112 (25) | 23.100 (19) | 90.860 |
| 20 | BUL - Bulgaria | 25.249 (20) | 20.599 (21) | 22.600 (13) | <u>22.312</u> (26) | 90.760 |
| 21 | SLO - Slovenia | 25.600 (17) | <u>19.974</u> (23) | 21.837 (21) | 22.774 (21) | 90.185 |
| 22 | FIN - Finland | 25.400 (19) | <u>19.387</u> (26) | 21.937 (20) | 23.236 (18) | 89.960 |
| 23 | ISR - Israel | <u>25.887</u> (14) | 21.337 (18) | 19.537 (27) | 22.712 (23) | 89.473 |
| 24 | SUI - Switzerland | 24.811 (25) | 19.637 (25) | 21.949 (19) | <u>23.012</u> (20) | 89.409 |
| 25 | ISL - Iceland | 25.124 (22) | 19.937 (24) | 21.449 (23) | <u>22.661</u> (24) | 89.171 |
| 26 | POL - Poland | 24.849 (24) | <u>18.837</u> (27) | 20.836 (26) | 23.699 (13) | 88.221 |
| 27 | AUT - Austria | 16.874 (27) | 22.349 (15) | 21.424 (24) | <u>23.562</u> (14) | 84.209 |

Legend

Q Qualified for Team Final

 Vault

 Uneven Bars

 Beam

 Floor

Note:

Underlined totals indicate starting apparatus.