









RESULTS
Women's Qualification - Team

MON 18 AUG 2003 - 21:00

Rank	NOC Bib Name					Total	Ind. Rank
1	CHN - China						
167	LIN Li		9.637	8.950	9.200	27.787	(157)
168	FAN Ye	8.837	9.612	9.712	8.662	36.823	(5)
169	KANG Xin	9.087	8.800	9.400	8.562	35.849	(22)
170	LI Ya	8.900	9.450	9.625		27.975	(154)
171	WANG Tiantian	9.362			9.225	18.587	(194)
172	ZHANG Nan	9.225	8.100	9.487	9.287	36.099	(19)
	Total	36.574 (7)	37.499 (2)	38.224 (1)	36.374 (4)	148.671	
2	ROM - Romania						
351	ROSU Monica	9.475	8.862			18.337	(196)
352	BAN Oana Mihaela	9.125	9.250	8.537	9.287	36.199	(14)
353	LEONIDA Florica		9.362	9.250	9.312	27.924	(155)
354	MUNTEANU A.	9.387	8.512	9.150	9.412	36.461	(11)
355	PONOR Catalina	9.262		9.662	9.537	28.461	(153)
357	EREMIA A.	9.175	8.537	9.200	9.250	36.162	(15)
	Total	37.299 (3)	36.011 (9)	37.262 (2)	37.548 (1)	148.120	
3	USA - United States						
413	HUMPHREY Terin	9.125			9.050	18.175	(200)
414	MEMMEL Chellsie	9.212	9.575	9.412	9.250	37.449	(2)
415	KUPETS Courtney	9.300	9.625	9.237	8.462	36.624	(9)
416	PATTERSON Carly	9.325	9.487	8.700	9.262	36.774	(7)
418	SCHWIKERT Tasha	9.350	8.912	8.875	8.512	35.649	(27)
419	WISE Hollie		9.500	8.725		18.225	(198)
	Total	37.187 (4)	38.187 (1)	36.249 (5)	36.074 (6)	147.697	
4	UKR - Ukraine						
406	KOZICH Alina	9.237	8.837	9.337	9.325	36.736	(8)
407	KRASNYNSKA Irina		9.537	9.437		18.974	(193)
408	KVASHA Alona	9.225	8.762	7.700	9.462	35.149	(40)
409	PROSKURINA Marina	9.262	9.137	8.087	8.450	34.936	(49)
410	SIROBABA Natalia	9.287			8.837	18.124	(201)
411	YAROTSKA Irina	9.075	9.525	9.350	9.112	37.062	(4)
	Total	37.011 (5)	37.036 (4)	36.211 (6)	36.736 (2)	146.994	





RESULTS
Women's Qualification - Team

MON 18 AUG 2003 - 21:00

Rank	NOC Bib Name					Total	Ind. Rank
5	RUS - Russia						
368	ANOCHINA Elena	8.550	8.312	8.637	8.212	33.711	(71)
369	KHORKINA Svetlana	9.225	9.450	9.262	9.312	37.249	(3)
370	EZHOVA Liudmila		8.537	9.425		17.962	(202)
371	CHEVTCHENKOVA A.	9.300			8.187	17.487	(208)
372	PAVLOVA Anna	9.425	8.712	9.325	9.350	36.812	(6)
373	ZAMOLODCHIKOVA Elena	9.525	8.775	8.737	9.000	36.037	(20)
	Total	37.475 (1)	35.474 (14)	36.749 (4)	35.874 (8)	145.572	
6	ESP - Spain						
198	DE SIMONE Lenika	9.037	9.062	8.275	8.625	34.999	(43)
199	GENER Tania	9.025	9.400		8.587	27.012	(161)
200	GOMEZ Elena	9.250	9.400	9.362	9.537	37.549	(1)
201	MESALLES Monica	9.137		8.587	9.025	26.749	(166)
202	MORENO Patricia	9.200	9.087	8.087	9.275	35.649	(28)
203	MORO Sara		9.137	9.075		18.212	(199)
	Total	36.624 (6)	37.024 (5)	35.299 (9)	36.462 (3)	145.409	
7	AUS - Australia						
108	KELLY Danielle	9.050			8.437	17.487	(210)
109	ARCHER Belinda	9.200	7.800	8.987	8.987	34.974	(45)
110	DUNN Jacqui	9.062	8.775	9.225		27.062	(159)
111	MOORHOUSE Stephanie		9.112	9.137	8.637	26.886	(163)
112	RUSSO Monette	9.050	9.187	9.400	8.475	36.112	(17)
114	SLATER Allana	9.162	8.937	9.125	9.287	36.511	(10)
	Total	36.474 (9)	36.011 (9)	36.887 (3)	35.386 (11)	144.758	
8	BRA - Brazil						
141	COMIN Camila	9.112	8.925	8.725	9.062	35.824	(23)
142	DOS SANTOS Daiane	8.462	9.125		9.512	27.099	(158)
143	HYPOLITO Daniele	8.987	8.925	8.800	8.950	35.662	(25)
144	MOLINARI Caroline	8.925	9.212	8.087		26.224	(173)
145	RODRIGUES Ana Paula		9.325	8.737	8.837	26.899	(162)
146	SOUZA Lais	9.412		8.300	8.800	26.512	(169)
	Total	36.436 (11)	36.587 (6)	34.562 (12)	36.361 (5)	143.946	





RESULTS
Women's Qualification - Team

MON 18 AUG 2003 - 21:00

Rank	NOC Bib Name					Total	Ind. Rank
9	GBR - Great Britain						
221	DODSLEY Amy	8.850	8.487	8.787	8.850	34.974	(46)
222	FENNELL Cherelle	9.225	8.962		8.537	26.724	(167)
223	LINE Elizabeth	8.987	8.712	8.600	8.650	34.949	(47)
224	MASON Rebecca	8.850	8.962	9.100	8.487	35.399	(33)
225	HOBBS Vanessa	9.075		8.825	9.162	27.062	(160)
226	TWEDDLE Elizabeth		9.525	8.837		18.362	(195)
	Total	36.137 (19)	36.161 (7)	35.549 (8)	35.199 (13)	143.046	
10	FRA - France						
214	CHACON Coralie	9.387		8.950	8.450	26.787	(165)
215	CHAOUCH Soraya		8.450	9.037	8.975	26.462	(170)
216	DEBAUVE Marine	8.875	8.700	9.125	7.837	34.537	(59)
217	LEPENNEC Emilie	8.887	8.825	8.512	9.437	35.661	(26)
218	RICHARD Gaelle	9.125	8.362			17.487	(209)
219	SCHMUTZ Camille	8.725	8.787	9.075	8.750	35.337	(35)
	Total	36.274 (14)	34.762 (18)	36.187 (7)	35.612 (10)	142.835	
11	CAN - Canada						
156	WILLIAMS Lydia	0.000	8.837	8.075	8.637	25.549	(178)
157	BANVILLE Melanie	9.087	9.062	7.775	8.862	34.786	(54)
159	PLANTE Amelie	9.050	9.200			18.250	(197)
160	PURNELL Heather	9.225	8.850	8.250	9.112	35.437	(32)
161	SIMPSON Richelle	9.125		8.700	8.800	26.625	(168)
162	STONE Kylie	9.050	8.875	9.100	9.187	36.212	(13)
	Total	36.487 (8)	35.987 (11)	34.125 (15)	35.961 (7)	142.560	
12	PRK - People's Rep. of Korea						
340	HAN Jong Ok	9.225	9.025	7.375		25.625	(177)
341	KANG Yun Mi	9.600	7.812		8.850	26.262	(172)
342	KIM Un Jong	9.050	9.425	8.225	8.875	35.575	(31)
343	PYON Kwang Sun	9.275	9.475	7.912	8.500	35.162	(38)
344	RI Hae Yon	9.262		8.675	7.862	25.799	(176)
345	SO Jong Ok		9.262	7.950	8.662	25.874	(175)
	Total	37.362 (2)	37.187 (3)	32.762 (19)	34.887 (15)	142.198	





RESULTS
Women's Qualification - Team

MON 18 AUG 2003 - 21:00

Rank	NOC Bib Name					Total	Ind. Rank
13	GER - Germany						
229	JEWORUTZKI Janina	9.075			8.712	17.787	(204)
230	ABEL Katja	9.000	7.962	8.175	8.762	33.899	(68)
231	BIJAK Daria	9.112	8.900	9.012	9.087	36.111	(18)
232	BRUEGGEMANN Lisa	9.075	8.912	8.712	8.175	34.874	(52)
233	GUNNE HEIKE		9.212	8.512		17.724	(206)
234	MUSIK Yvonne	9.050	9.100	8.325	8.600	35.075	(42)
	Total	36.312 (13)	36.124 (8)	34.561 (13)	35.161 (14)	142.158	
14	JPN - Japan						
282	ISHIZAKA Manami	9.125	8.900	8.275	8.675	34.975	(44)
283	MIZOGUCHI Erika		9.100	8.775		17.875	(203)
284	MIZUTORI Maika	8.925			8.862	17.787	(205)
285	OSHIMA Kyoko	8.975	8.175	8.650	8.987	34.787	(53)
286	SAHARA Ayaka	9.075	8.787	8.925	8.825	35.612	(29)
287	TAKENAKA Miho	9.062	8.950	8.237	7.800	34.049	(62)
	Total	36.237 (16)	35.737 (13)	34.625 (11)	35.349 (12)	141.948	
15	ITA - Italy						
272	BERGAMELLI Monica	9.287	9.100	8.912	8.375	35.674	(24)
273	CAVALLI Cristina	8.850	8.887	8.475	8.737	34.949	(48)
274	COLOMBO Ilaria	8.787	8.812	8.725		26.324	(171)
275	GARGANO Maria Teresa	8.962	8.862	8.662	8.675	35.161	(39)
276	PESTRIN Marika	9.162	9.100	8.350	8.487	35.099	(41)
277	ROSSO Ilaria				8.137	8.137	(222)
	Total	36.261 (15)	35.949 (12)	34.774 (10)	34.274 (17)	141.258	
16	NED - Netherlands						
313	KROONEN Mayra	9.075	8.150	8.600	8.887	34.712	(56)
315	HARMES Suzanne	9.175	9.075	8.612	9.400	36.262	(12)
316	LINDERS Loes	9.087		8.775	8.987	26.849	(164)
317	VAN DEN BERG Berber	9.000	8.925	6.775	8.562	33.262	(79)
318	VAN LEEUWEN Laura		9.237			9.237	(217)
319	WAMMES Gabriella	9.112	7.500	7.537	7.937	32.086	(107)
	Total	36.449 (10)	35.387 (15)	33.524 (17)	35.836 (9)	141.196	





RESULTS
Women's Qualification - Team

MON 18 AUG 2003 - 21:00

Rank	NOC Bib Name					Total	Ind. Rank
17	GRE - Greece						
238	APOSTOLIDI Maria	9.025	8.487	8.600	8.450	34.562	(58)
239	BISMPIKOU Stefani	8.450	9.050	8.762	8.375	34.637	(57)
240	MASTROGIANNOPOULOU	8.787	8.600	8.375	8.062	33.824	(69)
241	PAPADOPOULOU Marina			8.437		8.437	(219)
242	TSEGKELI Sofia	8.525	8.575	7.400	8.350	32.850	(93)
243	ZAFEIRAKI Evgenia	9.062	8.875		8.275	26.212	(174)
	Total	35.399 (24)	35.100 (16)	34.174 (14)	33.450 (21)	138.123	
18	MEX - Mexico						
305	NUNEZ Leslie			7.725	8.225	15.950	(215)
306	GUZMAN Scarlett	8.500	8.375			16.875	(212)
307	LEAL G.	8.862	8.687	8.475	8.187	34.211	(61)
309	MAGANA Brenda	9.287	8.650	8.200	9.162	35.299	(36)
310	MOGOLLON Lyerida	9.062	8.412	7.837	8.275	33.586	(73)
311	MORENO L.	9.212	8.737	8.075	8.700	34.724	(55)
	Total	36.423 (12)	34.486 (19)	32.587 (22)	34.362 (16)	137.858	
19	BUL - Bulgaria						
148	HRISTOVA Veneta		8.400	7.737	7.550	23.687	(185)
149	IVANOVA Gergana	8.975	7.150			16.125	(214)
150	KARPENKO Victoria	9.037	8.675	8.587	8.975	35.274	(37)
151	KUZNETSOVA Evgueniya	9.075	8.962	8.712	8.612	35.361	(34)
152	PETROVA Diana	8.937		7.525	8.362	24.824	(181)
153	RANGELOVA Ralitsa	9.075	8.262	7.875	8.137	33.349	(75)
	Total	36.162 (17)	34.299 (21)	32.911 (18)	34.086 (19)	137.458	
20	SUI - Switzerland						
384	COLLAUD Annelore	8.825	8.462	7.575	8.250	33.112	(83)
385	ENGLERT Danielle	9.062	8.700	7.862	8.337	33.961	(67)
386	KAESLIN Ariella	9.150	8.812	7.837	8.225	34.024	(63)
387	MARTI Melanie	9.112	8.875	8.650	8.287	34.924	(51)
388	STUDER Joy		8.612	8.362	7.362	24.336	(183)
	Total	36.149 (18)	34.999 (17)	32.711 (20)	33.099 (22)	136.958	
21	KOR - Korea						
291	KIM Ji Young	8.750				8.750	(218)
292	CHO Yoon Jung		8.775	8.237	8.500	25.512	(179)
294	JIN Dal Lae	8.975	8.725	7.712	8.337	33.749	(70)
295	KANG Ji Na	8.625	8.350	8.175	8.512	33.662	(72)
296	KIM Hyo Bin	8.950	8.050	7.550	8.725	33.275	(77)
297	PARK Kyung Ah	8.787	8.537	8.325	8.362	34.011	(66)
	Total	35.462 (23)	34.387 (20)	32.449 (23)	34.099 (18)	136.397	





RESULTS
Women's Qualification - Team

MON 18 AUG 2003 - 21:00

Rank	NOC Bib Name					Total	Ind. Rank
22	CZE - Czech Republic						
188	KOMRSKOVA Jana	9.337	8.300	8.587	8.700	34.924	(50)
189	MARESOVA Katerina	8.862	8.100	8.237	8.087	33.286	(76)
190	OZANOVA Veronika	8.812	7.350	8.862	8.075	33.099	(84)
191	RADKOVA Michaela	8.887		8.087	8.487	25.461	(180)
192	SIKULOVA Jana	8.062	8.512	7.987	8.487	33.048	(87)
193	SULCOVA Petra		7.400			7.400	(223)
	Total	35.898 (21)	32.312 (28)	33.773 (16)	33.761 (20)	135.744	
23	POL - Poland						
334	LITEWKA Joanna	8.887	8.225	8.137	7.837	33.086	(85)
335	PIHAN Marta	8.850	7.675	8.625	8.000	33.150	(82)
336	SKIBKO Joanna	8.787	8.462	7.525	7.550	32.324	(103)
337	SKOWRONSKA Joanna	9.237	8.637	8.387	7.750	34.011	(65)
338	SKOWRONSKA M.	9.137	8.287	7.512	8.112	33.048	(86)
	Total	36.111 (20)	33.611 (23)	32.674 (21)	31.699 (26)	134.095	
24	HUN - Hungary						
248	CSIRE Anna			7.925	7.462	15.387	(216)
249	DROTOS Nikoletta	8.887	8.450			17.337	(211)
250	GAL Kitty	8.987	7.462	7.287	8.162	31.898	(114)
251	KISS Renata	8.812	8.700	7.525	7.725	32.762	(96)
252	PENTEK Tunde	8.762	8.687	7.237	8.487	33.173	(81)
253	SZARKA Krisztina	8.787	8.000	8.237	8.225	33.249	(80)
	Total	35.473 (22)	33.837 (22)	30.974 (27)	32.599 (23)	132.883	
25	BLR - Belarus						
130	SYCHEUSKAYA Alina	7.987	6.887	7.312	8.487	30.673	(137)
132	NOVIKAVA Aksana	8.862			7.500	16.362	(213)
133	SIRUTZ Irina	7.925	8.387	8.375	7.650	32.337	(102)
134	TARASENKA Yulia	8.875	8.125	8.100	7.837	32.937	(88)
135	TIARENTIAVA Velha	8.475	7.625	7.037	8.412	31.549	(119)
136	ZHARGANOVA Tatiana		9.462	8.237		17.699	(207)
	Total	34.199 (30)	33.599 (24)	32.024 (26)	32.386 (24)	132.208	
26	ARG - Argentina						
101	CARNEVALE C.	8.912	8.437	7.987	7.600	32.936	(89)
103	PARIGI Gabriela	8.312	8.687	8.212	7.462	32.673	(97)
104	SIROLLI M.	8.600	8.250	7.850	8.162	32.862	(90)
105	STANCATO C.	8.725	7.562	8.225	7.600	32.112	(105)
106	VASTA Ruth Belen	8.162	7.762	6.887	7.712	30.523	(139)
	Total	34.549 (28)	33.136 (26)	32.274 (24)	31.074 (31)	131.033	





RESULTS
Women's Qualification - Team

MON 18 AUG 2003 - 21:00

Rank	NOC Bib Name					Total	Ind. Rank
27	SVK - Slovakia						
392	ADAMSKA Veronika	8.850	8.637	8.037	8.000	33.524	(74)
393	DRABIKOVA Jana		8.037	7.175	7.862	23.074	(186)
394	HOMOLOVA Maria	8.512	6.850	7.737	7.687	30.786	(136)
395	LUPTAKOVA Jana	8.262	7.812	7.787	7.912	31.773	(116)
396	MUDRAKOVA Petra	8.425				8.425	(220)
397	SEKEROVA Zuzana	9.087	7.537	8.650	8.000	33.274	(78)
	Total	34.874 (27)	32.023 (29)	32.211 (25)	31.774 (25)	130.882	
28	RSA - South Africa						
360	BEYL Cheronne	8.300	7.900	7.175	7.737	31.112	(129)
361	BOTHA Urshula	8.512		7.812	8.000	24.324	(184)
362	ENSLIN Tamaryn		8.337			8.337	(221)
363	GOLDING Kelly	9.050	8.187	6.887	7.837	31.961	(111)
364	JOYCE Kerry	8.875	8.362	7.837	7.712	32.786	(95)
365	LABUSCHAGNE Zandre	8.962	8.300	8.000	7.537	32.799	(94)
	Total	35.399 (24)	33.186 (25)	30.824 (28)	31.286 (28)	130.695	
29	NZL - New Zealand						
321	BOON Alethea	8.925	7.512	7.300	7.587	31.324	(122)
322	BROCKLEHURST Kate	8.512	8.100	7.037	7.825	31.474	(120)
323	CASTLES Belinda	7.825	8.225	7.362	7.775	31.187	(127)
324	NOLAN Ailish	8.450	8.487	8.087	7.837	32.861	(92)
326	WELLS Nicola	8.550	6.562	7.975	7.737	30.824	(133)
	Total	34.437 (29)	32.324 (27)	30.724 (29)	31.174 (30)	128.659	
30	AUT - Austria						
116	AIGNER Julia	8.675	6.925	7.425	7.262	30.287	(142)
118	GRATT Tanja	8.650	8.012	6.850	7.725	31.237	(125)
119	HASENOEHLR Carina	8.912	8.262	8.037	7.200	32.411	(101)
120	MAYER Sandra	8.700	7.587	7.525	7.900	31.712	(117)
121	PRAXMARER Stefanie	7.700	7.275	7.437	7.662	30.074	(147)
	Total	34.937 (26)	31.136 (31)	30.424 (30)	30.549 (32)	127.046	
31	FIN - Finland						
206	ALMENOKSA Annukka	8.775	7.687	7.762	7.700	31.924	(113)
207	HAKALA Miia	8.225	7.687	7.262	7.912	31.086	(131)
209	LAITILA Mira	8.375	7.837	7.200	7.775	31.187	(126)
210	PALMU Jaana	8.462	8.450	7.662	7.450	32.024	(108)
211	SKYTТА Maria	8.525	7.762	7.162	7.862	31.311	(123)
	Total	34.137 (31)	31.736 (30)	29.886 (32)	31.249 (29)	127.008	

RESULTS
Women's Qualification - Team

MON 18 AUG 2003 - 21:00

Rank	NOC Bib Name					Total	Ind. Rank
32	ISL - Iceland						
261	GISLADOTTIR K.	8.387	6.650	7.337	7.975	30.349	(141)
262	GUNNARDSOTTIR I.	7.700	7.575	7.137	7.775	30.187	(146)
263	JONSDOTTIR Tanja	8.325	7.575	7.200	7.500	30.600	(138)
264	PALSDOTTIR Sif	7.737	7.875	8.225	8.137	31.974	(110)
	Total	32.149 (32)	29.675 (32)	29.899 (31)	31.387 (27)	123.110	
33	COL - Colombia						
175	BLANCO Leidy Viviana	8.050	8.175	7.137	7.550	30.912	(132)
176	GOMEZ Gabriela	8.387	6.987	6.325	7.562	29.261	(151)
177	ROBLEDO Isabella		0.000		0.000	0.000	65535
178	VELEZ Bibiana	8.700	8.137	7.250	8.000	32.087	(106)
	Total	25.137 (34)	23.299 (33)	20.712 (33)	23.112 (34)	92.260	
34	SRI - Sri Lanka						
379	BUDDHIKA Madushani	6.900	2.725	5.400	6.200	21.225	(190)
380	CHAMEN Achini	6.062	4.250	4.187	6.550	21.049	(191)
381	MADIWILA Maduka	6.312	3.300	3.750	6.100	19.462	(192)
382	UPENDRA Chalani	6.600	3.775	5.425	5.575	21.375	(189)
383	WIJERATHNA Danushka	7.687	2.650	5.187	5.962	21.486	(188)
	Total	27.499 (33)	14.050 (34)	20.199 (34)	24.812 (33)	86.560	
35	VEN - Venezuela						
427	LOPEZ Jessica	8.412	8.087	8.162	7.850	32.511	(100)
	Total	8.412 (35)	8.087 (35)	8.162 (35)	7.850 (35)	32.511	